



TECHNICAL DATA

Geocel® 925 NS

High Performance Building Facade Joint Sealant



Geocel®925 NS is a one part low modulus MS Polymer based joint sealant designed for use on prestige buildings and those highly exposed to extreme weather conditions, aggressive atmospheres and UV light. This sealant has been specifically formulated as a non staining sealant and for application to difficult substrates associated with modern facade construction.

Geocel®925 NS is non-hazardous, containing no free isocyanates, volatile organic solvents, acids or halogens. Environmentally friendly, with excellent resistance to UV light and atmospheric degradation.

PRINCIPAL APPLICATIONS

For sealing joints to building facades where:-

- High movement is anticipated
- Non staining is a requirement
- Prestige finish is important
- Extreme weather conditions are expected

ADVANTAGES

- Non staining including Hydrophobic staining
- Good primerless adhesion on many common construction substrates
- Damp surface tolerant
- Low dirt pick up
- Excellent adhesion to a wide variety of substrates
- High movement accommodation
- High UV and aggressive atmosphere resistance
- Comprehensive colour range
- Environmentally friendly
- Excellent low temperature gunnability
- Improved gun and tooling characteristics

DESIGN IMPLICATIONS

Geocel®925 NS has a movement accommodation factor (MAF) of 50%. The sealant can be applied into joints 6mm to 40mm wide (multiple passes may be required) and a depth of 6mm to 15mm. The joint slot should be designed to ensure that the sealant width to depth ratio is between 1½:1 and 2:1.



For joints subject to high casting or setting out tolerances the joint depth should be a minimum of 10mm. For accurately formed joints in glass or metal the minimum depth can be reduced to 6mm.

To ensure that the sealant remains within its stated movement capacity +/-25%, sealing slot widths should be designed in accordance with the recommendations of BS 6093. The Movement Accommodation Factor is a figure quoted indicating the ability of a sealant to accommodate joint movement throughout the service life of that sealant, expressed as a percentage of the joint width at time of sealing.

To calculate the theoretical minimum joint width knowing the expected maximum working movement of the joint:

$$W = \frac{M}{MAF/100} + M$$

W = Joint width

M = Expected maximum working movement of joint

MAF = Movement Accommodation Factor of that sealant

SPECIFICATIONS
BS EN ISO 11600-F-25LM
ASTM C1248 for non staining
Manufactured under ISO 9001

TECHNICAL DATA

Form	Smooth void free paste
Storage Life	12 months in original containers stored below 25°C
Solids Content	100%
Colour	White, Travertine, Portland Point, Black, Buff, Grey, Stone
Application Temperature	5°C to 40°C
Service Temperature	-40°C to 120°C when cured
Skin Time	30 to 45 minutes at 23°C and 50% relative humidity
Cure Time	2-3mm per 24 hours at 23°C and 50% relative humidity
Hardness	20 - 25 Shore A
Movement Accommodation Factor	50%

Specification writers: These values are not intended for use in preparing specifications. Please contact your local **Geocel® Sales Representative** prior to writing specifications on this product.

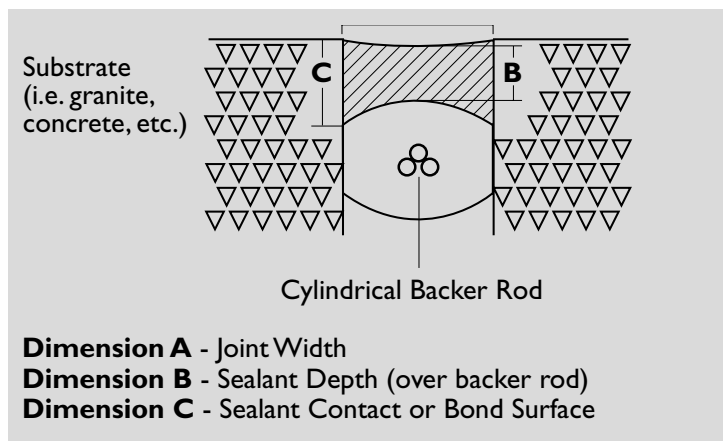
SURFACE PREPARATION

Ensure that all surfaces are clean, dry, sound and free from all loose dirt, dust, laitance, oil, grease or any other contaminants, which may impair adhesion. Metal surfaces should be cleaned and degreased by wiping with a suitable preparatory solvent available from Geocel®.

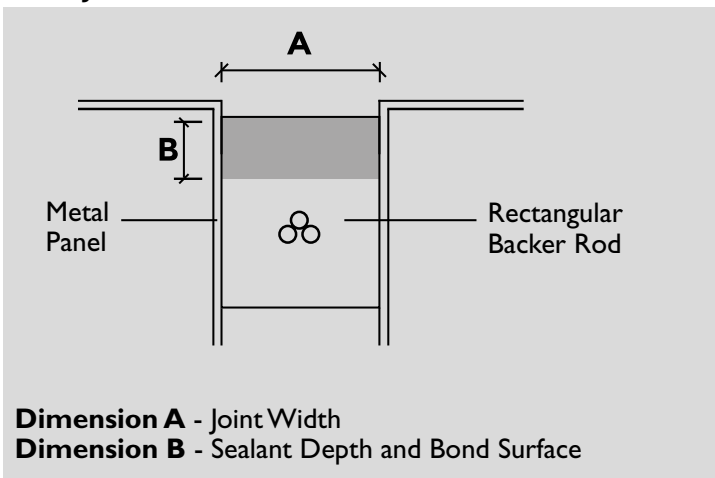
Care should be taken to ensure that the slot is formed to the required depth and any expansion joint filler tightly packed. A tight fitting cord or bondbreaker should be inserted at the base of the slot to ensure that the sealant only bonds to the joint sides.

JOINT DESIGN

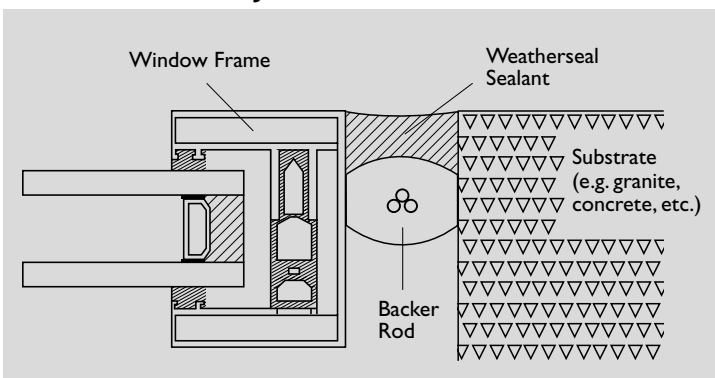
Expansion Joint



Panel Joint



Window Perimeter Joint



PRIMING

GEOCEL®925 NS exhibits good primerless adhesion to most common construction substrates. However, due to the natural variability of porous materials, such as concrete and natural stones, in order to confirm optimum adhesion, we recommend carrying out an adhesion test prior to commencement of any project. Please refer to **Geocel® Technical Service** for specific advice.

MASKING

Where necessary the joint edges can be masked with tape to prevent contamination of adjacent substrates and ensure a neat sealant line. The tape should be carefully removed immediately after tooling.

APPLICATION

Cut conical tip off cartridge end, screw on nozzle, cut at 45° to required size and place into a Cox Powerflow CARTRIDGE, firmly extrude into slot ensuring complete contact with joint faces.

FINISHING

The sealant should be tooled shortly after application before skin forms to ensure good contact with joint substrates. For textured finishes please consult Geocel Technical Service.

CLEANING

Excess sealant may be cleaned off tools and non porous surfaces using **Geocel® Surface Cleaner**. Remove **GEOCEL®925 NS** from hands using **Geocel Universal Wipes**.

PAINTING

GEOCEL®925 NS may be over-painted with water based paints, however due to the large number of coatings available, it is advisable to carry out a compatibility test before application. For alkyd paints a suitable water based undercoat must be used.

Paint Type	Suitability
Water based emulsion paint	OK
Water based primer sealer	OK If over coating with other paints check suitability
Water based undercoat	OK
Water based top coat	OK
Alkyd resin based paint	Use water based undercoat first
Traditional solvent based undercoat	Use water based undercoat first
Traditional oil based paint	Use water based undercoat first
Traditional exterior gloss paint	Use water based undercoat first
Cellulose based automotive paint	OK
Polyurethane based automotive paint	OK

PACKAGING

GEOCEL®925 NS is supplied in 380ml cartridges packed in boxes of 20.

ANCILLARY MATERIALS & EQUIPMENT

Cox Powerflow CARTRIDGE
Geocel® Universal Wipes
Geocel® Surface Cleaner

HEALTH AND SAFETY

Health and Safety data sheets available on request.

LIMITATIONS

- Should not be applied at temperatures below 5°C
- Not suitable for contact with bituminous materials
- Not suitable for contact with solvents, oil or petrol

TECHNICAL SERVICE

For further technical information, advice on suitability for specific applications, or detailed Health and Safety information, contact **Geocel®** Technical Service.

IMPORTANT NOTE The information contained herein is offered in good faith and is believed to be accurate. However, because conditions and methods of use of our products are beyond our control, this information should not be used in substitution for customer's tests to ensure that Geocel's products are safe, effective and fully satisfactory for the intended end use. Suggestions of use shall not be taken as inducements to infringe any patent.

Geocel's sole warranty is that the product will meet the Geocel sales specifications in effect at the time of shipment.

Your exclusive remedy for breach of such warranty is limited to refund of purchase price or replacement of any product shown to be other than as warranted.

Geocel specifically disclaims any other express or implied warranty of fitness for a particular purpose or merchantability.

Geocel disclaims liability for any incidental or consequential damages.

GEOCEL SEALANT QUANTITY ESTIMATOR

Width (mm)	6	8	10	12	15	18	20	25
Depth (mm)								
6	10.5	7.9	6.3	5.2	4.2	3.5	3.1	2.5
8	7.9	5.9	4.7	3.9	3.1	2.6	2.3	1.9
10	6.3	4.7	3.8	3.1	2.5	2.1	1.9	1.5
12	5.2	3.9	3.1	2.6	2.1	1.7	1.5	1.2
15	4.2	3.1	2.5	2.1	1.6	1.4	1.2	1.0
18	3.5	2.6	2.1	1.7	1.4	1.1	1.0	0.8

METRES PER 380ml CARTRIDGE *

*The above figures do not allow for wastage or variation in joint size